



WEST VINCENT

Doing What's Right to Protect What's Left

FINANCIAL REPORT

March 31st, 2022



Treasurer's Report

West Vincent Township Overview

Month Ending March 31st, 2022 *cash basis - unaudited

Township Ending Balance Overview:

	Mar 31, 2022	Mar 31, 2021	\$ Change
ARPA Funds	\$ 309,467.13	\$ -	\$ 309,467.13
Capital Equipment	\$ 394,198.67	\$ 573,474.85	\$ (179,276.18)
Capital Project Reserve	\$ 2,426,195.01	\$ 678,586.97	\$ 1,747,608.04
Capital Road	\$ 5,002,643.42	\$ 4,696,806.44	\$ 305,836.98
Escrow	\$ 317,178.27	\$ 244,075.44	\$ 73,102.83
General Fund	\$ 2,186,265.42	\$ 2,749,340.40	\$ (563,074.98)
Liquid Fuels	\$ 355,077.02	\$ 260,769.61	\$ 94,307.41
Open Space	\$ 2,773,823.00	\$ 2,425,617.56	\$ 348,205.44
Sewer	\$ 81,306.24	\$ 62,481.99	\$ 18,824.25
 Township Totals	 <u>13,536,687.05</u>	 <u>11,691,153.26</u>	 <u>1,845,533.79</u>



**West Vincent Township - 01 General Fund
Balance Sheet
As of March 31, 2021**

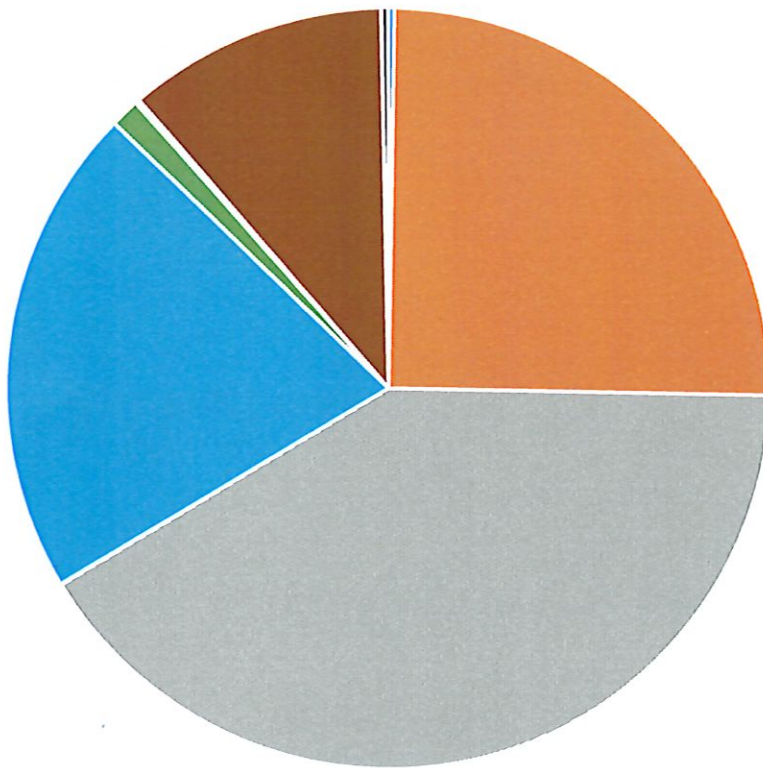
	Mar 31, 21	Mar 30, 21	\$ Change	% Change
ASSETS				
Current Assets				
▶ Checking/Savings	2,749,340.40	2,861,066.55	-111,726.15	-3.9%
▶ Accounts Receivable	-94.00	-94.00	0.00	0.0%
▶ Other Current Assets	420,416.30	420,416.30	0.00	0.0%
Total Current Assets	<u>3,169,662.70</u>	<u>3,281,388.85</u>	<u>-111,726.15</u>	<u>-3.4%</u>
TOTAL ASSETS	<u>3,169,662.70</u>	<u>3,281,388.85</u>	<u>-111,726.15</u>	<u>-3.4%</u>
LIABILITIES & EQUITY				
Liabilities				
▶ Current Liabilities	▶ 30,990.98	◀ 69,768.14	-38,777.16	-55.6%
Total Liabilities	30,990.98	69,768.14	-38,777.16	-55.6%
Equity				
30000 · Opening Balance Equity	2,572,812.62	2,572,812.62	0.00	0.0%
32000 · RETAINED EARNINGS	588,723.38	588,723.38	0.00	0.0%
Net Income	-22,864.28	50,084.71	-72,948.99	-145.7%
Total Equity	<u>3,138,671.72</u>	<u>3,211,620.71</u>	<u>-72,948.99</u>	<u>-2.3%</u>
TOTAL LIABILITIES & EQUITY	<u>3,169,662.70</u>	<u>3,281,388.85</u>	<u>-111,726.15</u>	<u>-3.4%</u>

**West Vincent Township - 01 General Fund
Profit & Loss
January through March 2022**

	Jan - Mar 22
Income	
▶ 300-310 · TAXES	1,437,973.29
▶ 320-322 · LICENSES & PERMITS	36,956.20
▶ 330-332 · FINES & FORFEITS	1,671.89
▶ 341-342 · INTEREST RENTS & ROYALTIES	3,694.90
▶ 361-379 · CHARGES FOR SERVICES	90,298.46
▶ 383-389 · UNCLASSIFIED OPERATING REVENUES	26,901.50
Total Income	<u>1,597,496.24</u>
Gross Profit	1,597,496.24
Expense	
493.241 · Miscellaneous Expense	2,656.26
▶ 400-409 · GENERAL GOVERNMENT	271,471.60
▶ 410-419 · PUBLIC SAFETY-PERSON/PROPERTY	445,229.05
▶ 420-425 · HEALTH & HUMAN SERVICES	509.10
▶ 430-439 · PUBLIC WORKS-HWYS & STREETS	226,361.22
▶ 450-459 · CULTURE - RECREATION	13,440.79
▶ 460-469 · COMMUNITY DEVELOPMENT	1,722.24
▶ 470-474 · DEBT SERVICE	119,307.51
▶ 486.00 · INSURANCE, CAUALTY & SURETY	3,286.65
▶ 488-489 · UNCLASSIFIED OPERATING EXP	0.00
▶ 491-493 · OTHER FINANCING USES	▶ 31.20
66900 · Reconciliation Discrepancies	-5.75
Total Expense	<u>1,084,009.87</u>
Net Income	<u>513,486.37</u>



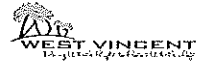
2022 Year to Date



- 400-409 · GENERAL GOVERNMENT
- 410-419 · PUBLIC SAFETY-PERSON/PROPERTY
- 420-425 · HEALTH & HUMAN SERVICES
- 430-439 · PUBLIC WORKS-HWYS & STREETS
- 450-459 · CULTURE - RECREATION
- 460-469 · COMMUNITY DEVELOPMENT
- 470-474 · DEBT SERVICE
- 486.00 · INSURANCE, CAUALTY & SURETY
- 488-489 · UNCLASSIFIED OPERATING EXP
- 491-493 · OTHER FINANCING USES



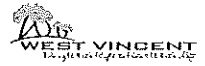
West Vincent Township - General Fund
Budget vs. Actual Worksheet
January through March 2022



	Jan - Mar 22	Budget	\$ Over Budget	% of Budget
Income				
300-310 - TAXES				
301.00 - REAL ESTATE TAXES				
301.10 - RE TAX CURRENT YEAR	\$ 683,955.00	\$ 1,373,800.00	\$ (689,845.00)	50%
301.30 - RE TAXES DELINQUENT	\$ 9,514.00	\$ 25,000.00	\$ (15,486.00)	38%
Total 301.00 - REAL ESTATE TAXES	\$ 693,469.00	\$ 1,398,800.00	\$ (705,331.00)	50%
310.10 - RE TRANSFER TAX	\$ 133,706.00	\$ 310,000.00	\$ (176,294.00)	43%
310.20 - EARNED INCOME TAX	\$ 610,798.00	\$ 2,300,000.00	\$ (1,689,202.00)	27%
Total 300-310 - TAXES	\$ 1,437,973.00	\$ 4,008,800.00	\$ (2,570,827.00)	36%
320-322 - LICENSES & PERMITS				
321.00 - BUSINESS LICENSES & PERMITS				
321.80 - CABLE TV FRANCHISE FEE	\$ 35,706.00	\$ 82,000.00	\$ (46,294.00)	44%
Total 321.00 - BUSINESS LICENSES & PERMITS	\$ 35,706.00	\$ 82,000.00	\$ (46,294.00)	44%
322.00 - NON-BUSINESS LICENSES & PERMIT				
322.30 - DRIVEWAY PERMITS	\$ 200.00	\$ 1,000.00	\$ (800.00)	20%
322.44 - SIGN PERMIT	\$ -	\$ 200.00	\$ (200.00)	0%
322.54 - GRADING PERMIT	\$ 1,050.00	\$ 5,000.00	\$ (3,950.00)	21%
322.82 - ROAD ENCROACHMENT/ OCCUP. PERMIT	\$ -	\$ 500.00	\$ (500.00)	0%
322.90 - STORMWATER PERMITS	\$ -	\$ 500.00	\$ (500.00)	0%
Total 322.00 - NON-BUSINESS LICENSES & PERMIT	\$ 1,250.00	\$ 7,200.00	\$ (5,950.00)	17%
Total 320-322 - LICENSES & PERMITS	\$ 36,956.00	\$ 89,200.00	\$ (52,244.00)	41%
330-332 - FINES & FORFEITS				
331.00 - FINES				
331.10 - COURT FINES	\$ 1,672.00	\$ 15,000.00	\$ (13,328.00)	11%
Total 331.00 - FINES	\$ 1,672.00	\$ 15,000.00	\$ (13,328.00)	11%
Total 330-332 - FINES & FORFEITS	\$ 1,672.00	\$ 15,000.00	\$ (13,328.00)	11%
341-342 - INTEREST RENTS & ROYALTIES				
341.00 - INTEREST EARNINGS				
342.00 - RENTS & ROYALTIES	\$ 3,565.00	\$ 5,500.00	\$ (1,935.00)	65%
Total 341-342 - INTEREST RENTS & ROYALTIES	\$ 3,565.00	\$ 8,500.00	\$ (4,935.00)	43%
354-356 - STATE SHARED REVENUE				
354.00 - STATE CAPITAL & OPERATING GRANT				
354.15 - RECYCLING GRANT	\$ -	\$ 2,500.00	\$ (2,500.00)	0%
Total 354.00 - STATE CAPITAL & OPERATING GRANT	\$ -	\$ 2,500.00	\$ (2,500.00)	0%
355.00 - STATE SHARED REV & ENTITLEMENTS				
355.01 - PURTA	\$ -	\$ 4,000.00	\$ (4,000.00)	0%
355.04 - ALCOHOLIC BEVERAGE LI	\$ -	\$ 400.00	\$ (400.00)	0%
355.05 - STATE PENSION AID	\$ -	\$ 92,000.00	\$ (92,000.00)	0%
355.07 - SUPP FIREMANS RELIEF	\$ -	\$ 50,000.00	\$ (50,000.00)	0%
Total 355.00 - STATE SHARED REV & ENTITLEMENTS	\$ -	\$ 146,400.00	\$ (146,400.00)	0%
Total 354-356 - STATE SHARED REVENUE	\$ -	\$ 148,900.00	\$ (148,900.00)	0%
357-359 - LOCAL GOVERNMENT UNITS				
358.00 - LOCAL GOVT SHARED PMTS SRVS				
358.02 - WORK COMP REIM/REF	\$ -	\$ 1,000.00	\$ (1,000.00)	0%
Total 358.00 - LOCAL GOVT SHARED PMTS SRVS	\$ -	\$ 1,000.00	\$ (1,000.00)	0%
Total 357-359 - LOCAL GOVERNMENT UNITS	\$ -	\$ 1,000.00	\$ (1,000.00)	0%
361-379 - CHARGES FOR SERVICES				
361.00 - GENERAL GOVERNMENT REV				
361.31 - SUBDIV LAND DEV FEES	\$ 500.00	\$ 2,000.00	\$ (1,500.00)	25%
361.32 - ENGINEERING FEE REIMB	\$ 33,465.00	\$ -	\$ 33,465.00	100%
361.33 - ZONING PERMIT	\$ 7,500.00	\$ 15,000.00	\$ (7,500.00)	50%
361.34 - ZONING/COND USE/C AMN	\$ -	\$ 10,000.00	\$ (10,000.00)	0%
361.50 - SALE OF MAPS	\$ -	\$ 50.00	\$ (50.00)	0%
361.53 - SALES OF SALDO	\$ -	\$ 50.00	\$ (50.00)	0%
361.54 - SALES OF ZONING ORD	\$ -	\$ 50.00	\$ (50.00)	0%
361.65 - LEGAL REVIEW FEE REIM	\$ 5,098.00	\$ -	\$ 5,098.00	100%
Total 361.00 - GENERAL GOVERNMENT REV	\$ 46,563.00	\$ 27,150.00	\$ 19,413.00	172%
362.00 - PUBLIC SAFETY				
362.10 - SPECIAL POLICE SERVICES	\$ -	\$ 45,000.00	\$ (45,000.00)	0%
362.11 - SALE OF POLICE REPORT	\$ 210.00	\$ 800.00	\$ (590.00)	26%
362.12 - SECURITY ALARMS	\$ -	\$ 100.00	\$ (100.00)	0%
362.41 - BUILDING PERMITS	\$ 28,434.00	\$ 110,000.00	\$ (81,566.00)	26%
362.42 - ELECTRICAL PERMITS	\$ 1,810.00	\$ 13,000.00	\$ (11,190.00)	14%
362.43 - PLUMBING PERMITS	\$ 2,655.00	\$ 10,000.00	\$ (7,345.00)	27%
362.45 - USE & OCCUPANCY FEES	\$ 2,200.00	\$ 9,000.00	\$ (6,800.00)	24%
362.51 - PA UCC ADMIN FEE	\$ 126.00	\$ -	\$ 126.00	0%
362.52 - REVIEW FEE	\$ 4,450.00	\$ 20,000.00	\$ (15,550.00)	22%
Total 362.00 - PUBLIC SAFETY	\$ 39,885.00	\$ 207,900.00	\$ (168,015.00)	19%
364.00 - SANITATION REVENUE (Township GF Revenue (i.e. sewer certs))				
364.14 - SEWER CERTIFICATION	\$ 25.00	\$ -	\$ 25.00	100%
Total 364.00 - SANITATION REVENUE (Township GF Revenue)	\$ 25.00	\$ -	\$ 25.00	100%
367.00 - CULTURE / RECREATION				
367.40 - PLAYGROUND FEES	\$ 25.00	\$ 9,000.00	\$ (8,975.00)	0%
367.81 - COMMUNITY GARDEN	\$ 1,751.00	\$ 2,000.00	\$ (249.00)	88%
367.82 - COMMUNITY DAY	\$ 2,050.00	\$ 10,000.00	\$ (7,950.00)	21%
367.83 - SUSTAINABILITY FAIR	\$ -	\$ 1,500.00	\$ (1,500.00)	0%
Total 367.00 - CULTURE / RECREATION	\$ 3,826.00	\$ 22,500.00	\$ (18,674.00)	17%
Total 361-379 - CHARGES FOR SERVICES	\$ 90,299.00	\$ 257,550.00	\$ (167,251.00)	35%
383-389 - UNCLASSIFIED OPERATING REVENUES				
387.00 - Donations from Private Sources				
387.01 - Donation to Police Dept	\$ 3,100.00	\$ -	\$ -	0%
Total 387.00 - Donations from Private Sources	\$ 3,100.00	\$ -	\$ -	0%
389.00 - OTHER UNCLASSIFIED REVENUE	\$ 23,802.00	\$ 2,000.00	\$ 21,802.00	1,190%
Total 383-389 - UNCLASSIFIED OPERATING REVENUES	\$ 26,902.00	\$ 2,000.00	\$ 24,902.00	1,345%
391-395 - OTHER FINANCING SOURCES				
392.00 - INTERFUND TRANSFER REVENUE				
392.08 - INTERFUND TRANS FROM SEWER	\$ -	\$ 57,000.00	\$ (57,000.00)	0%
Total 392.00 - INTERFUND TRANSFER REVENUE	\$ -	\$ 57,000.00	\$ (57,000.00)	0%
Total 391-395 - OTHER FINANCING SOURCES	\$ -	\$ 57,000.00	\$ (57,000.00)	0%
Total Income	\$ 1,597,497.00	\$ 4,587,950.00	\$ (2,990,453.00)	35%
	\$ 1,597,497.00	\$ 4,587,950.00	\$ (2,990,453.00)	35%



West Vincent Township - General Fund
Budget vs. Actual Worksheet
January through March 2022



	Jan - Mar 22	Budget	\$ Over Budget	% of Budget
Expense				
400-409 - GENERAL GOVERNMENT				
400.00 - LEGISLATIVE GOVERNING BODY				
400.105 - BOS SALARIES	\$ -	\$ 5,625.00	\$ (5,625.00)	0%
400.192 - BOS FICA	\$ -	\$ 465.00	\$ (465.00)	0%
400.460 - BOS MTGS & CONFERENCES	\$ -	\$ 2,000.00	\$ (2,000.00)	0%
Total 400.00 - LEGISLATIVE GOVERNING BODY	\$ -	\$ 8,090.00	\$ (8,090.00)	0%
401.00 - ADMIN MANAGER				
401.110 - MANAGER SALARY	\$ 41,381.00	\$ 145,975.00	\$ (104,594.00)	28%
401.192 - MANAGER FICA	\$ 3,166.00	\$ 11,679.00	\$ (8,513.00)	27%
401.194 - MANAGER UNEMPLOYMENT	\$ -	\$ 400.00	\$ (400.00)	0%
401.195 - MANAGER WORKERS COMPENSATIO	\$ 40.00	\$ 200.00	\$ (160.00)	20%
401.197 - MANAGER PENSION	\$ 7,251.00	\$ 7,299.00	\$ (48.00)	99%
401.198 - MANAGER DENTAL INSURANCE	\$ 134.00	\$ 840.00	\$ (706.00)	16%
401.199 - MANAGER LIFE/ DISABILITY INSUR	\$ 339.00	\$ 1,500.00	\$ (1,161.00)	23%
Total 401.00 - ADMIN MANAGER	\$ 52,311.00	\$ 167,893.00	\$ (115,582.00)	31%
402.00 - TREASURER-FINANCIAL ADMIN				
402.114 - TREASURER WAGES	\$ 17,904.00	\$ 69,066.00	\$ (51,162.00)	26%
402.192 - TREASURER FICA	\$ 1,369.00	\$ 5,526.00	\$ (4,157.00)	25%
402.194 - TREASURER UNEMPLOYMENT INSURAN	\$ -	\$ 400.00	\$ (400.00)	0%
402.195 - TREASURER WORKERS COMPENSATIO	\$ 40.00	\$ 160.00	\$ (120.00)	25%
402.196 - TREASURER HEALTH INSURANCE	\$ 5,447.00	\$ 33,000.00	\$ (27,553.00)	17%
402.197 - TREASURER PENSION	\$ 3,110.00	\$ 3,453.00	\$ (343.00)	90%
402.198 - TREASURER DENTAL INSURANCE	\$ 202.00	\$ -	\$ 202.00	100%
402.199 - TREASURER LIFE/ DISABILITY INSU	\$ 166.00	\$ 800.00	\$ (634.00)	21%
Total 402.00 - TREASURER-FINANCIAL ADMIN	\$ 20,238.00	\$ 112,405.00	\$ (94,167.00)	25%
403.00 - TAX COLLECTION				
403.310 - TAX COLLECTION PROF SERV	\$ 8,231.00	\$ 8,500.00	\$ (269.00)	97%
Total 403.00 - TAX COLLECTION	\$ 8,231.00	\$ 8,500.00	\$ (269.00)	97%
404.00 - SOLICITOR/LEGAL SERVICES				
404.315 - LEGAL - REBILL	\$ 5,328.00	\$ -	\$ 5,328.00	0%
404.314 - LEGAL SERVICES	\$ 21,379.00	\$ 60,000.00	\$ (38,621.00)	36%
Total 404.00 - SOLICITOR/LEGAL SERVICES	\$ 26,707.00	\$ 60,000.00	\$ (33,293.00)	45%
405.00 - SECRETARY/CLERK				
405.110 - SECRETARY WAGES	\$ 22,508.00	\$ 78,965.00	\$ (56,457.00)	29%
405.111 - PART-TIME SEC WAGES	\$ 7,863.00	\$ 21,424.00	\$ (13,561.00)	37%
405.192 - SEC FICA	\$ 2,303.00	\$ 8,032.00	\$ (5,729.00)	29%
405.194 - SEC UNEMPLOYMENT INS	\$ -	\$ 800.00	\$ (800.00)	0%
405.195 - SEC WORKERS COMPENSATIO	\$ 40.00	\$ 200.00	\$ (160.00)	20%
405.196 - SEC HEALTH INSURANCE	\$ 5,174.00	\$ 33,000.00	\$ (27,826.00)	16%
405.197 - SEC PENSION	\$ 3,671.00	\$ 3,948.00	\$ (277.00)	93%
405.198 - SEC DENTAL INSURANCE	\$ 134.00	\$ 1,000.00	\$ (866.00)	13%
405.199 - SEC LIFE/ DISABILITY INSUR	\$ 189.00	\$ 850.00	\$ (661.00)	22%
Total 405.00 - SECRETARY/CLERK	\$ 41,882.00	\$ 140,219.00	\$ (106,337.00)	28%
406.00 - GENERAL GOVERNMENT ADMIN				
406.195 - WORK COMP INS (INSTALLMENT FEES ONLY)	\$ -	\$ 150.00	\$ (150.00)	0%
406.210 - OFFICE SUPPLIES	\$ 3,808.00	\$ 7,000.00	\$ (3,192.00)	54%
406.310 - PROF SERVICES	\$ 2,655.00	\$ 15,000.00	\$ (12,345.00)	18%
406.311 - ACCOUNTING SERV	\$ 6,193.00	\$ 29,000.00	\$ (22,807.00)	21%
406.316 - PAYROLL SERVICES	\$ 1,518.00	\$ 3,500.00	\$ (1,982.00)	43%
406.321 - TELEPHONE CHARGES	\$ 3,068.00	\$ 8,600.00	\$ (5,532.00)	36%
406.325 - POSTAGE - GENERAL	\$ 379.00	\$ 2,400.00	\$ (2,021.00)	16%
406.329 - POSTAGE - NEWSLETTER	\$ -	\$ 1,100.00	\$ (1,100.00)	0%
406.331 - TRAVEL EXPENSES	\$ -	\$ 500.00	\$ (500.00)	0%
406.341 - ADVERTISING	\$ 4,247.00	\$ 7,000.00	\$ (2,753.00)	61%
406.342 - PRINTING	\$ 43.00	\$ 1,500.00	\$ (1,457.00)	3%
406.351 - INSURANCE - AUTO	\$ 2,189.00	\$ 10,300.00	\$ (8,111.00)	21%
406.353 - SEC. & FIDELITY INS ((Bond Renewals))	\$ -	\$ 2,500.00	\$ (2,500.00)	0%
406.390 - BANK SERVICES/CHRG	\$ 199.00	\$ 250.00	\$ (51.00)	80%
406.420 - DUES/SUBCRIP/MEM	\$ 681.00	\$ 2,500.00	\$ (1,819.00)	27%
406.430 - TAX/FILING/REC FEES	\$ 11.00	\$ 500.00	\$ (489.00)	2%
406.450 - HR CONTRACTED SERV	\$ 3,062.00	\$ 1,500.00	\$ 1,562.00	204%
406.460 - MEETINGS & CONF	\$ 402.00	\$ 2,000.00	\$ (1,598.00)	20%
406.510 - HR INCENTIVE	\$ 3,081.00	\$ -	\$ 3,081.00	100%
Total 406.00 - GENERAL GOVERNMENT ADMIN	\$ 31,536.00	\$ 95,300.00	\$ (63,764.00)	33%
407.00 - DATA PROCESSING				
407.213 - DATA SM ITEMS OF EQUIP	\$ -	\$ 5,000.00	\$ (5,000.00)	0%
407.329 - COPIER LEASE	\$ 436.00	\$ 3,500.00	\$ (3,064.00)	12%
407.374 - REPAIRS & MAIN	\$ 742.00	\$ 2,000.00	\$ (1,258.00)	37%
407.450 - CONTRACTED SERV	\$ 11,104.00	\$ 25,000.00	\$ (13,896.00)	44%
Total 407.00 - DATA PROCESSING	\$ 12,282.00	\$ 35,500.00	\$ (23,218.00)	35%
408.00 - ENGINEERING SERVICES				
408.310 - ENGINEERING SERVICES	\$ 13,040.00	\$ -	\$ 13,040.00	0%
408.313 - ENGINEERING SERV REBILL	\$ 31,500.00	\$ 60,000.00	\$ (28,500.00)	53%
Total 408.00 - ENGINEERING SERVICES	\$ 45,340.00	\$ 60,000.00	\$ (14,660.00)	76%
409.00 - BUILDINGS & PLANT				
409.226 - CLEANING SUPPLIES	\$ 301.00	\$ 1,000.00	\$ (699.00)	30%
409.230 - HEATING FUEL	\$ -	\$ 3,500.00	\$ (3,500.00)	0%
409.260 - SM TOOLS & MINOR EQ	\$ 493.00	\$ 1,000.00	\$ (507.00)	49%
409.350 - PROP-LIAB-UMBRELLA INSUR	\$ 7,940.00	\$ 32,000.00	\$ (24,060.00)	25%
409.361 - ELECTRICITY	\$ 5,203.00	\$ 8,000.00	\$ (2,797.00)	65%
409.364 - SEWER	\$ 806.00	\$ 1,100.00	\$ (294.00)	73%
409.365 - SOLID WASTE	\$ 672.00	\$ 2,000.00	\$ (1,328.00)	34%
409.371 - REPAIR/ MAINT LAND	\$ -	\$ 1,000.00	\$ (1,000.00)	0%
409.373 - REPAIR/ MAINT BUILDINGS	\$ 3,030.00	\$ 10,000.00	\$ (6,970.00)	30%
409.374 - REPAIR/ MAINT MACHINERY	\$ 1,254.00	\$ 2,500.00	\$ (1,246.00)	50%
409.450 - CONTRACTED SERV	\$ 5,247.00	\$ 15,000.00	\$ (9,753.00)	35%
Total 409.00 - BUILDINGS & PLANT	\$ 24,946.00	\$ 77,100.00	\$ (52,154.00)	32%
Total 400-409 - GENERAL GOVERNMENT	\$ 271,473.00	\$ 773,007.00	\$ (501,534.00)	35%
410-419 - PUBLIC SAFETY-PERSON/PROPERTY				
410.00 - POLICE				
410.112 - POLICE SECRETARY WAG	\$ 17,730.00	\$ 72,463.00	\$ (54,733.00)	24%
410.114 - POLICE SALARY & WAGES	\$ 234,718.00	\$ 890,886.00	\$ (656,168.00)	26%
410.180 - POLICE OVERTIME (Regular OT (Not Special Ev	\$ 5,094.00	\$ 24,624.00	\$ (19,530.00)	21%
410.192 - POLICE FICA (All Police & Police Secretary FICA	\$ 19,702.00	\$ 79,799.00	\$ (60,097.00)	25%
410.194 - POLICE UNEMPLOYMENT INS. (All Police, Poli	\$ 66.00	\$ 5,000.00	\$ (4,934.00)	1%
410.195 - POLICE WORKERS COMP	\$ 6,692.00	\$ 30,000.00	\$ (23,308.00)	22%
410.196 - POLICE HEALTH INSURANCE	\$ 41,575.00	\$ 264,540.00	\$ (222,965.00)	16%
410.197 - POLICE PENSION	\$ 3,263.00	\$ 80,782.00	\$ (77,519.00)	4%
410.198 - POLICE DENTAL INSURANCE	\$ 1,015.00	\$ 6,695.00	\$ (5,680.00)	15%
410.199 - POLICE LIFE/ DISABILITY INSUR	\$ 2,040.00	\$ 8,800.00	\$ (6,760.00)	23%
410.210 - OFFICE SUPPLIES	\$ 1,677.00	\$ 2,000.00	\$ (323.00)	84%
410.213 - COMPUTER/COPIER	\$ 1,170.00	\$ 2,000.00	\$ (830.00)	59%
410.231 - VEHICLE FUEL - GAS	\$ 4,475.00	\$ 16,000.00	\$ (11,525.00)	28%
410.238 - UNIFORMS	\$ 3,019.00	\$ 5,000.00	\$ (1,981.00)	60%
410.260 - SMALL TOOLS/MINOR EQ	\$ 3,063.00	\$ 8,000.00	\$ (4,937.00)	38%



West Vincent Township - General Fund
Budget vs. Actual Worksheet
January through March 2022



	Jan - Mar 22	Budget	\$ Over Budget	% of Budget
410.321 - TELEPHONE	\$ 2,366.00	\$ 8,000.00	\$ (5,634.00)	30%
410.326 - RADIO LEASE	\$ 189.00	\$ 1,000.00	\$ (811.00)	19%
410.331 - TRAVEL	\$ 759.00	\$ 500.00	\$ 259.00	152%
410.341 - ADVERTISING/DARE	\$ -	\$ 500.00	\$ (500.00)	0%
410.350 - PROP AND LIAB INSUR	\$ 2,833.00	\$ 11,200.00	\$ (8,367.00)	25%
410.353 - PL477 SURETY/FIDEL	\$ 1,173.00	\$ 5,500.00	\$ (4,327.00)	21%
410.374 - REPAIR/MAINT EQUIP	\$ -	\$ 500.00	\$ (500.00)	0%
410.420 - DUES/SUBSCRIP/MEMBER	\$ 498.00	\$ 750.00	\$ (302.00)	60%
410.440 - LAUNDRY/SAHIT SERV	\$ 216.00	\$ 2,000.00	\$ (1,784.00)	11%
410.450 - CONTRACTED SERV	\$ 3,202.00	\$ 15,000.00	\$ (11,798.00)	21%
410.451 - REPAIR/ MAINT VEHICLES	\$ 5,106.00	\$ 7,000.00	\$ (1,894.00)	73%
410.460 - MEET/CONF/TRAINING				
410.461 - MEET/CONF/TRAINING	\$ 122.00	\$ 10,000.00	\$ (9,878.00)	1%
410.465 - MEET/CONF (CONCERT) (Meetings, Traini)	\$ -	\$ 10,000.00	\$ (10,000.00)	0%
410.460 - MEET/CONF/TRAINING - Other	\$ 2,933.00			
Total 410.460 - MEET/CONF/TRAINING	\$ 3,055.00	\$ 20,000.00	\$ (16,945.00)	15%
Total 410.00 - POLICE	\$ 364,646.00	\$ 1,560,539.00	\$ (1,203,893.00)	23%
411.00 - FIRE COMPANIES				
411.160 - FIREMANS RELIEF FUND	\$ -	\$ 50,000.00	\$ (50,000.00)	0%
411.354 - FIRE - WORKERS COMPENSATION	\$ 789.00	\$ 20,000.00	\$ (19,211.00)	4%
411.363 - HYDRANT SERVICE	\$ 5,265.00	\$ 20,000.00	\$ (14,735.00)	26%
411.540 - FIRE COMPANY CONTRIB	\$ -	\$ 200,000.00	\$ (200,000.00)	0%
Total 411.00 - FIRE COMPANIES	\$ 6,054.00	\$ 370,000.00	\$ (363,946.00)	2%
412.00 - AMBULANCE/RESCUE				
412.520 - CONTRIB. TO AMBULANCE/RESCUE	\$ -	\$ 5,000.00	\$ (5,000.00)	0%
Total 412.00 - AMBULANCE/RESCUE	\$ -	\$ 5,000.00	\$ (5,000.00)	0%
413.00 - CODE ENFORCEMENT				
413.310 - PROFESSIONAL ENGINEER	\$ 1,845.00			
413.112 - CODE - CLERICAL WAGES	\$ 16,130.00	\$ 69,390.00	\$ (53,260.00)	23%
413.192 - CODE - FICA	\$ 3,381.00	\$ 11,278.00	\$ (7,897.00)	30%
413.194 - CODE - UNEMPLOYMENT INS.	\$ -	\$ 250.00	\$ (250.00)	0%
413.195 - CODE - WORKERS COMP	\$ 141.00	\$ 650.00	\$ (509.00)	22%
413.196 - CODE - HEALTH INSURANCE	\$ 1,878.00	\$ 11,400.00	\$ (9,522.00)	16%
413.197 - CODE - PENSION	\$ 2,975.00	\$ 3,470.00	\$ (495.00)	86%
413.198 - CODE - DENTAL INSURANCE	\$ 202.00	\$ 1,820.00	\$ (1,618.00)	11%
413.199 - CODE - LIFE/ DISABILITY INSUR	\$ 191.00	\$ 850.00	\$ (659.00)	22%
413.210 - OFFICE SUPPLIES	\$ 344.00	\$ 500.00	\$ (156.00)	69%
413.213 - SMALL ITEMS EQUIP	\$ -	\$ 300.00	\$ (300.00)	0%
413.231 - VEHICLE FUEL - GAS	\$ -	\$ 1,500.00	\$ (1,500.00)	0%
413.313 - PRO SERV ENG REIMBUR	\$ 26,119.00	\$ -	\$ 26,119.00	100%
413.314 - LEGAL SERV REIMBUR	\$ 1,670.00	\$ -	\$ 1,670.00	100%
413.321 - TELEPHONE	\$ 20.00	\$ 300.00	\$ (280.00)	7%
413.331 - TRAVEL	\$ -	\$ 1,000.00	\$ (1,000.00)	0%
413.420 - DUES/SUBSCRIP/MEMB	\$ -	\$ 500.00	\$ (500.00)	0%
413.450 - CONTRACTED SERV	\$ 16,907.00	\$ 90,000.00	\$ (73,093.00)	19%
413.530 - PAY OF UCC FEE TO PA	\$ -	\$ 1,500.00	\$ (1,500.00)	0%
Total 413.00 - CODE ENFORCEMENT	\$ 71,803.00	\$ 194,709.00	\$ (122,905.00)	37%
414.00 - PLANNING & ZONING				
414.120 - ZHB SALARIES	\$ -	\$ 1,500.00	\$ (1,500.00)	0%
414.249 - PLANNING COMMISSION	\$ -	\$ 500.00	\$ (500.00)	0%
414.314 - ZONING LEGAL FUND	\$ -	\$ 2,000.00	\$ (2,000.00)	0%
414.316 - REGIONAL PLANNING	\$ 375.00	\$ 8,000.00	\$ (7,625.00)	5%
414.318 - OPEN SPACE ADVISORY COMMITTEE	\$ -	\$ 500.00	\$ (500.00)	0%
414.319 - SUSTAINABILITY COMMITTEE	\$ -	\$ 2,000.00	\$ (2,000.00)	0%
414.330 - CONDITIONAL USE/ SERVICES	\$ -	\$ 1,000.00	\$ (1,000.00)	0%
414.341 - AG SECURITY ADVERTISING	\$ -	\$ 500.00	\$ (500.00)	0%
Total 414.00 - PLANNING & ZONING	\$ 375.00	\$ 16,000.00	\$ (15,625.00)	2%
415.00 - EMERGENCY MANAGEMENT				
415.114 - EMERGENCY MGT WAGES	\$ 1,174.00	\$ 8,933.00	\$ (7,759.00)	13%
415.192 - EMERGENCY MGT FICA	\$ 90.00	\$ 715.00	\$ (625.00)	13%
415.194 - EMERGENCY MGT UC	\$ 29.00	\$ 450.00	\$ (421.00)	6%
415.210 - EMERG. MGT SUPPLIES	\$ -	\$ 500.00	\$ (500.00)	0%
415.213 - SM ITEMS OF EQUIP	\$ 188.00	\$ 500.00	\$ (312.00)	38%
415.321 - TELEPHONE	\$ 871.00	\$ 4,000.00	\$ (3,129.00)	22%
Total 415.00 - EMERGENCY MANAGEMENT	\$ 2,352.00	\$ 15,098.00	\$ (12,746.00)	16%
Total 410-419 - PUBLIC SAFETY-PERSON/PROPERTY	\$ 445,230.00	\$ 2,169,345.00	\$ (1,724,115.00)	21%
420-425 - HEALTH & HUMAN SERVICES				
422.00 - VECTOR(ANIMAL CONTROL)				
422.114 - ANIMAL CONTROL WAGES	\$ 239.00	\$ 1,500.00	\$ (1,261.00)	16%
422.192 - ANIMAL CONTROL FICA	\$ 18.00	\$ 498.00	\$ (480.00)	4%
422.194 - ANIMAL CONTROL UC	\$ -	\$ 300.00	\$ (300.00)	0%
422.246 - ANIMAL CONTROL SUPPLY	\$ 251.00	\$ 500.00	\$ (249.00)	50%
Total 422.00 - VECTOR(ANIMAL CONTROL)	\$ 508.00	\$ 2,798.00	\$ (2,290.00)	18%
Total 420-425 - HEALTH & HUMAN SERVICES	\$ 508.00	\$ 2,798.00	\$ (2,290.00)	18%
430-439 - PUBLIC WORKS-HWYS & STREETS				
430.00 - HIGHWAY MAINTENANCE				
430.331 - PW TRAVEL	\$ 11.00	\$ -	\$ 11.00	100%
430.110 - FOREMAN WAGES	\$ 19,757.00	\$ 74,793.00	\$ (55,036.00)	26%
430.111 - STAFF WAGES	\$ 41,872.00	\$ 110,304.00	\$ (68,432.00)	38%
430.121 - ROAD MASTER WAGES	\$ 20,816.00	\$ 78,716.00	\$ (57,900.00)	26%
430.180 - PW OVERTIME	\$ 15,964.00	\$ 30,000.00	\$ (14,036.00)	53%
430.192 - PW FICA	\$ 7,519.00	\$ 25,818.00	\$ (18,299.00)	29%
430.194 - PW UNEMPLOYMENT INS	\$ -	\$ 3,500.00	\$ (3,500.00)	0%
430.195 - PW WORKERS COMPENSATION	\$ 4,486.00	\$ 25,000.00	\$ (20,514.00)	18%
430.196 - PW HEALTH INSURANCE	\$ 15,235.00	\$ 100,100.00	\$ (84,865.00)	15%
430.197 - PW PENSION	\$ 14,722.00	\$ 16,325.00	\$ (1,603.00)	90%
430.198 - PW DENTAL	\$ 1,137.00	\$ 3,090.00	\$ (1,953.00)	37%
430.199 - PW LIFE/ DISABILITY INSUR	\$ 878.00	\$ 3,100.00	\$ (2,222.00)	28%
430.210 - OFFICE SUPPLIES	\$ 18.00	\$ 300.00	\$ (282.00)	6%
430.230 - HEATING FUEL	\$ 2,118.00	\$ 3,000.00	\$ (882.00)	71%
430.231 - VEHICLE GAS	\$ 2,712.00	\$ 800.00	\$ 1,912.00	339%
430.232 - VEHICLE-DIESEL	\$ 9,145.00	\$ 20,000.00	\$ (10,855.00)	46%
430.246 - OTHER SERVICES SUPPLY	\$ 479.00	\$ 5,000.00	\$ (4,521.00)	10%
430.251 - VEHICLE PARTS	\$ 6,413.00	\$ 13,000.00	\$ (6,587.00)	49%
430.260 - SMALL TOOLS/MINOR EQ	\$ 2,442.00	\$ 7,000.00	\$ (4,558.00)	35%
430.321 - TELEPHONE	\$ 300.00	\$ 1,800.00	\$ (1,500.00)	17%
430.361 - ELECTRIC	\$ 1,075.00	\$ 3,000.00	\$ (1,925.00)	36%
430.451 - REPAIR/ MAINT. VEHICLE	\$ 12,948.00	\$ 17,000.00	\$ (4,052.00)	76%
430.470 - TESTING/CERTIFICATION	\$ -	\$ 500.00	\$ (500.00)	0%
Total 430.00 - HIGHWAY MAINTENANCE	\$ 180,047.00	\$ 542,146.00	\$ (362,099.00)	33%
432.00 - WINTER MAINTENANCE				
432.239 - SNOW REMOVAL MATERIALS	\$ 22,709.00	\$ 40,000.00	\$ (17,291.00)	57%
432.450 - SNOW- CONTRACTOR SERVICES	\$ 9,450.00	\$ 22,000.00	\$ (12,550.00)	43%
Total 432.00 - WINTER MAINTENANCE	\$ 32,159.00	\$ 62,000.00	\$ (29,841.00)	52%



West Vincent Township - General Fund
Budget vs. Actual Worksheet
January through March 2022



	Jan - Mar 22	Budget	\$ Over Budget	% of Budget
437.00 - REPAIR OF TOOLS & MACHINERY				
437.374 - REPAIR/ MAINT. EQUIPMENT	\$ 883.00	\$ 1,000.00	\$ (117.00)	88%
Total 437.00 - REPAIR OF TOOLS & MACHINERY	\$ 883.00	\$ 1,000.00	\$ (117.00)	88%
438.00 - REPAIRS TO ROADS & BRIDGES				
438.317 - GRAVEL ROAD MAINT.	\$ 1,490.00	\$ 75,000.00	\$ (73,510.00)	2%
438.318 - PAVED ROAD MAINT.	\$ 9,804.00	\$ 75,000.00	\$ (65,116.00)	13%
438.384 - RENTALS	\$ 669.00	\$ 15,000.00	\$ (14,331.00)	4%
438.450 - CONTRACTED SERVICES	\$ 1,220.00	\$ 50,000.00	\$ (48,722.00)	2%
Total 438.00 - REPAIRS TO ROADS & BRIDGES	\$ 13,271.00	\$ 215,000.00	\$ (201,729.00)	6%
Total 430-439 - PUBLIC WORKS-HWYS & STREETS	\$ 226,360.00	\$ 820,146.00	\$ (593,786.00)	28%
450-459 - CULTURE - RECREATION				
454.00 - TOWNSHIP PARK				
454.115 - PARKS SALARY WAGES, STAFF	\$ -	\$ 39,696.00	\$ (39,696.00)	0%
454.192 - PARKS FICA	\$ -	\$ 3,176.00	\$ (3,176.00)	0%
454.231 - VEHICLE FUEL-GAS	\$ -	\$ 1,000.00	\$ (1,000.00)	0%
454.235 - PARK & REC. PROGRAMS	\$ -	\$ 3,000.00	\$ (3,000.00)	0%
454.247 - COMMUNITY GARDEN	\$ 124.00	\$ 2,000.00	\$ (1,876.00)	6%
454.249 - COMMUNITY DAY	\$ -	\$ 10,000.00	\$ (10,000.00)	0%
454.260 - SM TOOLS/MINOR EQUIP	\$ 1,167.00	\$ 6,000.00	\$ (4,833.00)	19%
454.310 - PROFESSIONAL SERVICES	\$ 9,866.00	\$ -	\$ 9,866.00	100%
454.317 - PARK LANDSCAPING	\$ -	\$ 12,000.00	\$ (12,000.00)	0%
454.361 - PARKS ELECTRIC	\$ 104.00	\$ 300.00	\$ (196.00)	35%
454.372 - PARKS REP/MAIN - IMPROVE	\$ 2,179.00	\$ 25,000.00	\$ (22,821.00)	9%
454.374 - PARKS REP/MAIN-MACH-EQUIP	\$ -	\$ 1,000.00	\$ (1,000.00)	0%
Total 454.00 - TOWNSHIP PARK	\$ 13,440.00	\$ 103,172.00	\$ (89,732.00)	13%
456.00 - LIBRARIES				
456.520 - CONTRIBUTIONS TO LIBRARIES	\$ -	\$ 1,000.00	\$ (1,000.00)	0%
Total 456.00 - LIBRARIES	\$ -	\$ 1,000.00	\$ (1,000.00)	0%
Total 450-459 - CULTURE - RECREATION	\$ 13,440.00	\$ 104,172.00	\$ (90,732.00)	13%
460-469 - COMMUNITY DEVELOPMENT				
460.500 - COMMUNITY CONTRIBUTIONS	\$ 253.00	\$ 9,000.00	\$ (8,747.00)	3%
461.24B - ENVIRON AD COUNCIL	\$ 120.00	\$ 2,000.00	\$ (1,880.00)	6%
462.00 - COMMUNITY DEVELOPMENT/HOUSING				
462.361 - COMM HOUSING ELECTRICITY	\$ -	\$ 650.00	\$ (650.00)	0%
462.373 - COMM HOUSING, REPAIRS/MAINT.	\$ -	\$ 1,000.00	\$ (1,000.00)	0%
462.430 - COMM HOUSING TAXES	\$ 1,349.00	\$ 10,000.00	\$ (8,651.00)	13%
Total 462.00 - COMMUNITY DEVELOPMENT/HOUSING	\$ 1,349.00	\$ 11,650.00	\$ (10,301.00)	12%
465.24B - HISTORIC COMM.	\$ -	\$ 2,000.00	\$ (2,000.00)	0%
Total 460-469 - COMMUNITY DEVELOPMENT	\$ 1,722.00	\$ 24,650.00	\$ (22,928.00)	7%
470-474 - DEBT SERVICE				
471.00 - DEBT PRINCIPAL				
471.200 - TERM BOND/NOTE PRINCIPAL (2021)	\$ 13,500.00	\$ 155,000.00	\$ (141,500.00)	9%
471.700 - SMALL BORROWING (SECT 409) PRIN	\$ -	\$ 99,000.00	\$ (99,000.00)	0%
471.00 - DEBT PRINCIPAL - Other	\$ 99,314.00	\$ -	\$ 99,314.00	100%
Total 471.00 - DEBT PRINCIPAL	\$ 112,814.00	\$ 254,000.00	\$ (141,186.00)	44%
472.00 - DEBT INTEREST				
472.100 - TERM BOND/NOTE INTEREST (2022)	\$ 1,014.00	\$ 123,851.00	\$ (122,837.00)	1%
472.200 - TERM BOND/NOTE INT (2021)	\$ -	\$ 12,033.00	\$ (12,033.00)	0%
472.700 - SMALL BORROWING (SECT 409) INT	\$ 314.00	\$ 3,206.00	\$ (2,892.00)	10%
472.00 - DEBT INTEREST - Other	\$ 5,166.00	\$ -	\$ 5,166.00	100%
Total 472.00 - DEBT INTEREST	\$ 6,494.00	\$ 139,090.00	\$ (132,596.00)	5%
Total 470-474 - DEBT SERVICE	\$ 119,308.00	\$ 393,090.00	\$ (273,782.00)	30%
486.00 - INSURANCE, CAUALTY & SURETY				
486.100 - INSURANCE-LIABILITY	\$ 279.00	\$ -	\$ 279.00	100%
486.400 - INSURANCE-PUBLIC OFFICIALS	\$ 3,009.00	\$ 11,870.00	\$ (8,862.00)	25%
Total 486.00 - INSURANCE, CAUALTY & SURETY	\$ 3,287.00	\$ 11,870.00	\$ (8,583.00)	28%
488-489 - UNCLASSIFIED OPERATING EXP				
489.000 - ALL OTHER UNCLASSIFIED EXP	\$ 2,651.00	\$ -	\$ 2,651.00	100%
Total 488-489 - UNCLASSIFIED OPERATING EXP	\$ 2,651.00	\$ -	\$ 2,651.00	100%
491-493 - OTHER FINANCING USES				
491.430 - TAX REFUNDS (PRIOR YR REVENUE)	\$ 31.00	\$ 5,000.00	\$ (4,969.00)	1%
492.00 - INTERFUND TRANSFERS				
492.32 - INTERFUND TRANSFER TO CAP EQUIP (NEW FL	\$ -	\$ 210,000.00	\$ (210,000.00)	0%
Total 492.00 - INTERFUND TRANSFERS	\$ -	\$ 210,000.00	\$ (210,000.00)	0%
Total 491-493 - OTHER FINANCING USES	\$ 31.00	\$ 215,000.00	\$ (214,969.00)	0%
	\$ 1,084,010.00	\$ 4,514,078.00	\$ (3,430,068.00)	24%
Net Income	\$ 513,487.00	\$ 73,872.00	\$ 439,615.00	695%

Description of Revenue accounts:

300-310 · TAXES:	General Fund Real Estate, Transfer, and Earned Income Taxes
320-322 · LICENSES & PERMITS	Driveway, Sign, Grading, Stormwater Permits, Road Encroachment Fees, & Franchise Fees
330-332 · FINES & FORFEITS	Court Fines & Vehicle Code Violations
341-342 · INTEREST RENTS & ROYALTIES	General Fund Interest Earned, Rents & Royalties (if any)
354-356 · STATE SHARED REVENUE	Any Grants received, the public utility realty tax (PURTA- which is levied against certain entities furnishing utility services regulated by the Pennsylvania Public Utility Commission or a similar regulatory body), Alcoholic Beverage License, and any State Aid or Relief \$.
357-359 · LOCAL GOVERNMENT UNITS	Any Local Government Shared Expenditures (i.e. Shared Workman's Comp Pmts)
361-379 · CHARGES FOR SERVICES:	General Government Revenue (including Engineering & Legal Reimbursements, Fees charged, Sales of Maps & Zoning Ordinances), Public Safety (including Building Permits, sale of Police Reports), Sanitation Revenue (Sewer Certifications), Park & Rec (including playground Fees, Community Garden, Festival in the Park, & Sustainability Fair).
383-389 · UNCLASSIFIED OPERATING REVENUES:	Any misc. unclassified operating revenue received
391-395 · OTHER FINANCING SOURCES:	Any sale of a general fixed asset and any interfund transfers

Description of Expenditure accounts:

400-409 · GENERAL GOVERNMENT	BOS, Manager, Secretary, Treasurer, Tax Collection, Solicitor, General Government Admin, Data Processing, Engineering Services, and Buildings & Plant.
410-419 · PUBLIC SAFETY-PERSON/PROPERTY	Police, Fire Companies, Ambulance/Rescue, Code Enforcement, Planning & Zoning, Emergency Management.
420-425 · HEALTH & HUMAN SERVICES	Animal Control
430-439 · PUBLIC WORKS-HWYS & STREETS	Highway Maintenance (including department wages), winter maintenance, repairs of any tools & machinery, repairs to roads & bridges (materials, rentals, contracted services, etc).
450-459 · CULTURE - RECREATION	Township Park & Libraries
460-469 · COMMUNITY DEVELOPMENT	Community Contributions, EAC, HC, Community Development Housing (Griffith)
470-474 · DEBT SERVICE	Bond Interest & Principle Payments
488-489 · UNCLASSIFIED OPERATING EXPENDITURES	Any misc. unclassified operating expenditures
491-493 · OTHER FINANCING USES	Tax Refunds (from prior year revenue earned) & any interfund operating transfers



West Vincent Township -08 Sewer Fund
Balance Sheet
 As of March 31, 2022

	Mar 31, 22	Mar 31, 21	\$ Change	% Change
ASSETS				
Current Assets				
Checking/Savings				
100.00 · S&T - COURTS AT CHESTER SPRINGS	81,306.24	62,481.99	18,824.25	30.1%
Total Checking/Savings	81,306.24	62,481.99	18,824.25	30.1%
Other Current Assets				
1201 · YEAR END Accounts Receivable	23,106.43	19,866.43	3,240.00	16.3%
Total Other Current Assets	23,106.43	19,866.43	3,240.00	16.3%
Total Current Assets	104,412.67	82,348.42	22,064.25	26.8%
TOTAL ASSETS	104,412.67	82,348.42	22,064.25	26.8%
LIABILITIES & EQUITY				
Equity				
30000 · Opening Balance Equity (Opening balances...	-39,133.46	-39,133.46	0.00	0.0%
32000 · Retained Earnings	121,792.68	122,094.13	-301.45	-0.3%
Net Income	21,753.45	-612.25	22,365.70	3,653.0%
Total Equity	104,412.67	82,348.42	22,064.25	26.8%
TOTAL LIABILITIES & EQUITY	104,412.67	82,348.42	22,064.25	26.8%

West Vincent Township -08 Sewer Fund
Profit & Loss

January through March 2022

	Jan - Mar 22	Jan - Mar 21	\$ Change	% Change
Income				
361-379 · CHARGES FOR SERVICES- SEWER				
364.00 · SEWER USE CHARGES				
364.12 · CCS SEWER USE CHARGES (CCS Resident Sewer use Payments)	47,205.50	42,855.00	4,350.50	10.2%
Total 364.00 · SEWER USE CHARGES	47,205.50	42,855.00	4,350.50	10.2%
Total 361-379 · CHARGES FOR SERVICES- SEWER	47,205.50	42,855.00	4,350.50	10.2%
Total Income	47,205.50	42,855.00	4,350.50	10.2%
Gross Profit	47,205.50	42,855.00	4,350.50	10.2%
Expense				
426-429 · SANITATION/ SEWER				
429.000 · SANITATION				
429.316 · CCS - ADMIN SERVICES	0.00	411.90	-411.90	-100.0%
429.450 · CCS - CONTRACTED SERVICES (Pulte Pump & Haul Reimburseme...	25,452.05	43,055.35	-17,603.30	-40.9%
Total 429.000 · SANITATION	25,452.05	43,467.25	-18,015.20	-41.5%
Total 426-429 · SANITATION/ SEWER	25,452.05	43,467.25	-18,015.20	-41.5%
Total Expense	25,452.05	43,467.25	-18,015.20	-41.5%
Net Income	21,753.45	-612.25	22,365.70	3,653.0%



West Vincent 30-Capital Road Fund
Balance Sheet
 As of March 31, 2022

	Mar 31, 22	Mar 31, 21	\$ Change	% Change
ASSETS				
Current Assets				
Checking/Savings				
100 - PLGIT Road Improvement Sweep				
100.00 - PLGIT Class (Checking) Rd Im...	117,622.51	1,746.70	115,875.81	6,634.0%
106.00 - PLGIT Prime(Savings) Rd Imp...	4,885,020.91	4,695,059.74	189,961.17	4.1%
Total 100 - PLGIT Road Improvement Sw...	<u>5,002,643.42</u>	<u>4,696,806.44</u>	<u>305,836.98</u>	<u>6.5%</u>
Total Checking/Savings	5,002,643.42	4,696,806.44	305,836.98	6.5%
Total Current Assets	5,002,643.42	4,696,806.44	305,836.98	6.5%
TOTAL ASSETS	<u>5,002,643.42</u>	<u>4,696,806.44</u>	<u>305,836.98</u>	<u>6.5%</u>
LIABILITIES & EQUITY				
Equity				
32000 - Retained Earnings	5,226,737.83	4,739,440.70	487,297.13	10.3%
Net Income	-224,094.41	-42,634.26	-181,460.15	-425.6%
Total Equity	5,002,643.42	4,696,806.44	305,836.98	6.5%
TOTAL LIABILITIES & EQUITY	<u>5,002,643.42</u>	<u>4,696,806.44</u>	<u>305,836.98</u>	<u>6.5%</u>

West Vincent 30-Capital Road Fund
Profit & Loss
 January through March 2022

	Jan - Mar 22
Income	
341-342 - Interest, Rents, or Royalties	
341.00 - Interest - Capital Road	1,246.43
Total 341-342 - Interest, Rents, or Royalties	<u>1,246.43</u>
Total Income	1,246.43
Expense	
400-409 - General Government	
408.66 - Capital Road Engineering Fees	156,088.05
Total 400-409 - General Government	<u>156,088.05</u>
430-439 - Public Works - Hwys & Streets	
430.61 - Contracted Road & Bridge Projec	69,252.79
Total 430-439 - Public Works - Hwys & Streets	<u>69,252.79</u>
Total Expense	225,340.84
Net Income	<u>-224,094.41</u>



West Vincent 31 Capital Project Reserve Balance Sheet

As of March 31, 2022

	Mar 31, 22	Mar 31, 21	\$ Change	% Change
ASSETS				
Current Assets				
▶ Checking/Savings	2,426,195.01	678,586.97	1,747,608.04	257.5%
Total Current Assets	<u>2,426,195.01</u>	<u>678,586.97</u>	<u>1,747,608.04</u>	<u>257.5%</u>
TOTAL ASSETS	<u>2,426,195.01</u>	<u>678,586.97</u>	<u>1,747,608.04</u>	<u>257.5%</u>
LIABILITIES & EQUITY				
Liabilities				
▶ Current Liabilities	▶ 44,708.96 ◀	◀ 44,708.96 ▶	0.00	0.0%
Total Liabilities	<u>44,708.96</u>	<u>44,708.96</u>	<u>0.00</u>	<u>0.0%</u>
Equity				
30000 · Opening Balance Eq...	259.49	0.00	259.49	100.0%
32000 · Retained Earnings	2,384,677.91	633,459.91	1,751,218.00	276.5%
Net Income	<u>-3,451.35</u>	<u>418.10</u>	<u>-3,869.45</u>	<u>-925.5%</u>
Total Equity	<u>2,381,486.05</u>	<u>633,878.01</u>	<u>1,747,608.04</u>	<u>275.7%</u>
TOTAL LIABILITIES & EQUITY	<u>2,426,195.01</u>	<u>678,586.97</u>	<u>1,747,608.04</u>	<u>257.5%</u>

West Vincent 31 Capital Project Reserve Profit & Loss

January through March 2022

	Jan - Mar 22	Jan - Mar 21	\$ Change	% Change
Income				
341-342 · Interest, Rents, or Royalties				
341.00 · Interest	439.11	418.10	21.01	5.0%
Total 341-342 · Interest, Rents, or Royal...	<u>439.11</u>	<u>418.10</u>	<u>21.01</u>	<u>5.0%</u>
Total Income	<u>439.11</u>	<u>418.10</u>	<u>21.01</u>	<u>5.0%</u>
Expense				
400-409 · General Government				
406.21 · Office Supplies	▶ 286.87 ◀	0.00	286.87	100.0%
406.39 · Bank Service Charge	25.00	0.00	25.00	100.0%
408.45 · Contracted Services	<u>1,509.04</u>	<u>0.00</u>	<u>1,509.04</u>	<u>100.0%</u>
Total 400-409 · General Government	<u>1,820.91</u>	<u>0.00</u>	<u>1,820.91</u>	<u>100.0%</u>
408.310 · Engineering Services	2,069.55	0.00	2,069.55	100.0%
Total Expense	<u>3,890.46</u>	<u>0.00</u>	<u>3,890.46</u>	<u>100.0%</u>
Net Income	<u>-3,451.35</u>	<u>418.10</u>	<u>-3,869.45</u>	<u>-925.5%</u>



**WEST VINCENT 32 Capital Equipment
Balance Sheet**
As of March 31, 2021

: Mar 31, 21 : Mar 31, 20 : \$ Change : % Change :

ASSETS				
Current Assets				
Checking/Savings				
100.10 • S&T Capital Equipm...	573,474.85	0.00	573,474.85	100.0%
Total Checking/Savings	573,474.85	0.00	573,474.85	100.0%
Total Current Assets	573,474.85	0.00	573,474.85	100.0%
TOTAL ASSETS	573,474.85	0.00	573,474.85	100.0%
LIABILITIES & EQUITY				
Liabilities				
Current Liabilities				
Accounts Payable				
20000 • Accounts Payable	956.30	0.00	956.30	100.0%
Total Accounts Payable	956.30	0.00	956.30	100.0%
Total Current Liabilities	956.30	0.00	956.30	100.0%
Total Liabilities	956.30	0.00	956.30	100.0%
Equity				
Net Income	572,518.55	0.00	572,518.55	100.0%
Total Equity	572,518.55	0.00	572,518.55	100.0%
TOTAL LIABILITIES & EQUITY	573,474.85	0.00	573,474.85	100.0%

**WEST VINCENT 32 Capital Equipment
Profit & Loss**
January through March 2022

: Jan - Mar 22 : Jan - Mar 21 : \$ Change : % Change :

Income				
341.00 • Interest - Capital Equip. Res.	39.81	8.79	31.02	352.9%
392.01 • Transfer from General Fund	0.00	123,000.00	-123,000.00	-100.0%
393.00 • Bank Note Proceeds	0.00	500,000.00	-500,000.00	-100.0%
Total Income	39.81	623,008.79	-622,968.98	-100.0%
Expense				
406.00 • General Government				
406.210 • Office Supplies	286.87	130.58	156.29	119.7%
406.390 • Bank Services/Charges	0.00	2,515.00	-2,515.00	-100.0%
Total 406.00 • General Government	286.87	2,645.58	-2,358.71	-89.2%
407.00 • Data Processing Cap Purchases				
407.22 • IT Capital Purch - Computers	19,124.00	0.00	19,124.00	100.0%
Total 407.00 • Data Processing Cap Purcha...	19,124.00	0.00	19,124.00	100.0%
410.00 • Police Capital Purchases				
410.740 • Capital Purch.-Vehicles/Machi...	33,975.10	47,844.66	-13,869.56	-29.0%
Total 410.00 • Police Capital Purchases	33,975.10	47,844.66	-13,869.56	-29.0%
Total Expense	53,385.97	50,490.24	2,895.73	5.7%
Net Income	<u>-53,346.16</u>	<u>572,518.55</u>	<u>-625,864.71</u>	<u>-109.3%</u>



West Vincent - 35 State/Liq Fuels Fund
Balance Sheet
 As of March 31, 2022

	Mar 31, 22	Mar 31, 21	\$ Change	% Change
ASSETS				
Current Assets				
Checking/Savings				
106.000 · PLGIT STATE FUND SWEEP ACCTS				
106.100 · PLGIT Class STATE FUND Checki... ▶	3,914.00 ◀	269.75	3,644.25	1,351.0%
106.300 · PLGIT Prime STATE FUND -Savings	351,163.02	260,499.86	90,663.16	34.8%
Total 106.000 · PLGIT STATE FUND SWEEP AC...	<u>355,077.02</u>	<u>260,769.61</u>	<u>94,307.41</u>	<u>36.2%</u>
Total Checking/Savings	355,077.02	260,769.61	94,307.41	36.2%
Total Current Assets	355,077.02	260,769.61	94,307.41	36.2%
TOTAL ASSETS	<u>355,077.02</u>	<u>260,769.61</u>	<u>94,307.41</u>	<u>36.2%</u>
LIABILITIES & EQUITY				
Equity				
32000 · Retained Earnings	80,888.56	21,933.71	58,954.85	268.8%
Net Income	274,188.46	238,835.90	35,352.56	14.8%
Total Equity	<u>355,077.02</u>	<u>260,769.61</u>	<u>94,307.41</u>	<u>36.2%</u>
TOTAL LIABILITIES & EQUITY	<u>355,077.02</u>	<u>260,769.61</u>	<u>94,307.41</u>	<u>36.2%</u>

West Vincent - 35 State/Liq Fuels Fund
Profit & Loss
 January through March 2022

	Jan - Mar 22	Jan - Mar 21	\$ Change	% Change
Income				
341.00 · INTEREST - LIQUID FUEL FUND ▶	68.15 ◀	15.36	52.79	343.7%
355.02 · STATE LIQUID FUELS TAX	271,563.36	235,074.39	36,488.97	15.5%
355.03 · STATE TURN BACK FUND	4,480.00	4,480.00	0.00	0.0%
Total Income	<u>276,111.51</u>	<u>239,569.75</u>	<u>36,541.76</u>	<u>15.3%</u>
Expense				
430-439 · PUBLIC WORKS-HWYS,RDS,BRDGS				
433.000 · TRAFFIC CONTROL DEVICES				
433.361 · ELECTRICITY	46.05	43.85	2.20	5.0%
433.450 · TRAFFIC LT -CONT SERV	1,877.00	690.00	1,187.00	172.0%
Total 433.000 · TRAFFIC CONTROL DEVICES	<u>1,923.05</u>	<u>733.85</u>	<u>1,189.20</u>	<u>162.1%</u>
Total 430-439 · PUBLIC WORKS-HWYS,RDS,BR...	<u>1,923.05</u>	<u>733.85</u>	<u>1,189.20</u>	<u>162.1%</u>
Total Expense	1,923.05	733.85	1,189.20	162.1%
Net Income	<u>274,188.46</u>	<u>238,835.90</u>	<u>35,352.56</u>	<u>14.8%</u>



West Vincent Township-Escrow Balance Sheet As of March 31, 2022

	Mar 31, 22	Mar 31, 21	\$ Change	% Change
ASSETS				
Current Assets				
▶ Checking/Savings	317,178.27	244,075.44	73,102.83	30.0%
Total Current Assets	<u>317,178.27</u>	<u>244,075.44</u>	<u>73,102.83</u>	<u>30.0%</u>
TOTAL ASSETS	<u><u>317,178.27</u></u>	<u><u>244,075.44</u></u>	<u><u>73,102.83</u></u>	<u><u>30.0%</u></u>
LIABILITIES & EQUITY				
▶ Liabilities	317,166.15	244,075.44	73,090.71	30.0%
Equity				
Net Income	12.12	0.00	12.12	100.0%
Total Equity	<u>12.12</u>	<u>0.00</u>	<u>12.12</u>	<u>100.0%</u>
TOTAL LIABILITIES & EQUITY	<u><u>317,178.27</u></u>	<u><u>244,075.44</u></u>	<u><u>73,102.83</u></u>	<u><u>30.0%</u></u>



West Vincent 33 ARPA Funds
Balance Sheet
 As of March 31, 2022

	Mar 31, 22	Mar 31, 21	\$ Change	% Change
ASSETS				
Current Assets				
Checking/Savings				
PLGIT - ARPA Funds (Covid Relief Funds)				
PLGIT Class (Checking)	11.13	0.00	11.13	100.0%
PLGIT Prime (Savings)	309,467.13	0.00	309,467.13	100.0%
Total PLGIT - ARPA Funds (Covid Relief Fun...	<u>309,478.26</u>	<u>0.00</u>	<u>309,478.26</u>	<u>100.0%</u>
Total Checking/Savings	<u>309,478.26</u>	<u>0.00</u>	<u>309,478.26</u>	<u>100.0%</u>
Total Current Assets	<u>309,478.26</u>	<u>0.00</u>	<u>309,478.26</u>	<u>100.0%</u>
TOTAL ASSETS	<u><u>309,478.26</u></u>	<u><u>0.00</u></u>	<u><u>309,478.26</u></u>	<u><u>100.0%</u></u>
LIABILITIES & EQUITY				
Equity				
32000 · Unrestricted Net Assets (Other Incom...	309,402.40	0.00	309,402.40	100.0%
Net Income	75.86	0.00	75.86	100.0%
Total Equity	<u>309,478.26</u>	<u>0.00</u>	<u>309,478.26</u>	<u>100.0%</u>
TOTAL LIABILITIES & EQUITY	<u><u>309,478.26</u></u>	<u><u>0.00</u></u>	<u><u>309,478.26</u></u>	<u><u>100.0%</u></u>